

1. OF THE LEGAL INFORMATION TAG

- 1.1. The formatting of the legal information tags must follow rules and requirements from government agencies, and they have been developed based on the following bibliography:
- a) **Resolution CONMETRO. No. 02, of May 6th of 2008**, technical regulation for labeling of textile products;
 - b) Technical rule NBR ISO No. 3758/2006- " Care Symbols for Textile articles Conservation";

NOTE The legal provisions mentioned in this chapter have only the purpose of guidance and do not exempt Supplier from the responsibility for the update and correct enforcement of the tax legislation in force.

- 1.2. The *Supplier* is responsible for the correct development of the tag, according to the laws in force, taking into account the type of fibers and fabrics employed in addition to the fixation edges (seam) in the garments.
- a) The product manager / buyer is the responsible for the follow up this matter, before the respective suppliers.
- 1.3. The following information is mandatory for all textile products:
- *Marisa's Trade Name and CNPJ [Corporate Taxpayer's File]. Verify the CNPJ with the Import area;*
 - *Garment composition, in percentage (always preceding the type of fabric);*
 - *Conservation symbols of the garment;*
 - *Origin of the product ("Made in Brazil" or name of country of origin);*
 - *Garment measures and size (whenever there is no size tag)*



NOTE: The TAG model above is merely illustrative and do not represent any particular product.

- 1.4. **Size** information, while mandatory, need not appear in the same tag with the other legal data, if it is already set at a separate place. In the case of an article of Clothing, the size should compose its own tag, sewn in the garment, whose dimensions follow instruction of the Product Auto Guidance.




NOTE: The tag indication must be made in a clear, permanent and indelible way.

- 1.5. For imported products, the name of the country of origin should be informed and the identification should not be done by designations of economic blocks.
- 1.6. The tag indicative text must be in a clear, permanent and indelible way, and it further requires the use of letters and numbers with at least 2 mm high and conservation symbols with at least 4 mm high and 16 mm².
- 1.7. In internal or individual packings, the following situation should be considered:
- If the packing is hermetically sealed and the required information written in the product or in a medium introduced into the packing cannot be viewed from the outside, at least, the textile composition, country of origin and the dimensions should be indicated in the packing. .
 - Where there is more than one garment in the packing, the number of units and the following inscription should appear in the packing: ***It cannot be sold separately***”.
 - Products that do not have the attachment of tags, such as socks, coverlets and mosquito nets, can provide information only in the packing, following the guidelines below.
- 1.8. The composition of a product should be described as follows:
- The composition should contain the percentage of the fiber used and its name. If it is formed by more than one fiber, the percentages should be indicated in equal prominence, from highest to lowest percentage, and their total sum must be equal to 100%.
 - The indication must have the name(s) of fiber(s) written out in full in Portuguese, not being accepted trade names such as Nylon®, Lycra®, among others.
 - In a product composed of outer fabric, filling and lining, the information of each part separately, if they are different from each other, should appear.
- 1.9. In case of Sets, the legal information should be placed:
- Just in one of the pieces, when all pieces have the same composition
 - In all pieces, when they do not pieces have the same composition.
- 1.10. In the case of the following items, it is not required that the composition and washing instructions appear in the tag, being enough just *the Supplier* code, the country of origin name, trade name and MARISA's CNPJ.
- Pocket lining.*



2. INSTRUCTIONS OF TEXTILE ITEMS CONSERVATION

At Marisa we will only use the symbol appropriate for each of the following topics, according to the type of fiber and technical rule in effect:



WASHING

PROCESS	SYMBOLS
Only manual washing, maximum washing temperature 40°C, handle carefully.	
Mechanic action, maximum washing temperature 40°C, normal process.	
Do not wash	





WHITENING

PROCESS	SYMBOLS
Do not whiten/ do not bleach	
Any oxidizing whitening agent is allowed	



DRYING

PROCESS	SYMBOLS
Do not dry in rotating drum	
Drying in rotating drum in minimum temperature	

IRONING

PROCESS	SYMBOLS
Do not iron and/or treat in steam	
Maximum temperature of the iron base at 110°C steam may cause irreversible damages	
Maximum temperature of the iron base 150°C	
Maximum temperature of the iron base 200°C	

DRY CLEANING

PROCESS	SYMBOLS
Neither dry clean, nor remove stains with solvents	
Professional dry clean in tetracloetileno and hydrocarbon	

The symbols suggested for Marisa's products conservation is shown in Annex 1 to this Instruction

3. COMPLEMENTARY INFORMATION PERMITTED

Besides the textile symbols as instruction indication for conservation, the following information may also be used:



















- | | |
|--------------------------------------|--------------------------------------|
| – “Not to wring” | – “Wash separately” |
| – “Dry under shadow” | – “Wash on seaming side” |
| – “Not to scrub” | – “Iron on seaming side” |
| – “Iron using fabric for protection” | – “Not to centrifuge” |
| – “Wash separately” | – “Not to dry in the drying machine” |

NOTE: Any other additional information regarding the conservation of the garment that has not been mentioned in NBR ISO 3758/2006, (example: “not to iron on the pattern,” “iron only from the seaming side”) must be specified in the own TAG, being previously authorized by the Quality Control area.













ANNEX 1 SYMBOLS OF TEXTILE PRODUCTS CONSERVATION

PLAN FABRIC PER TYPE OF FIBER

TYPE OF FABRIC	WASHING	WHITENING	DRYING	IRONING	DRY WASHING
COTTON /LINEN / MODAL / LYOCELL					
POLYESTER / VISCOSE					
POLYAMID / ACRYLIC					
WOOL					

SPECIFIC ITEMS

TYPE OF FABRIC	WASHING	WHITENING	DRYING	IRONING	DRY WASHING
<i>Cap, Beach line, Gym, Day and Night Lingerie, Rectilinear and Items with more than 10% of Elastine in their Composition</i>					
<i>Items with UP TO 10% of Elastine in their Composition</i>					
<i>Items containing notices applied in the garments, as stass</i>	